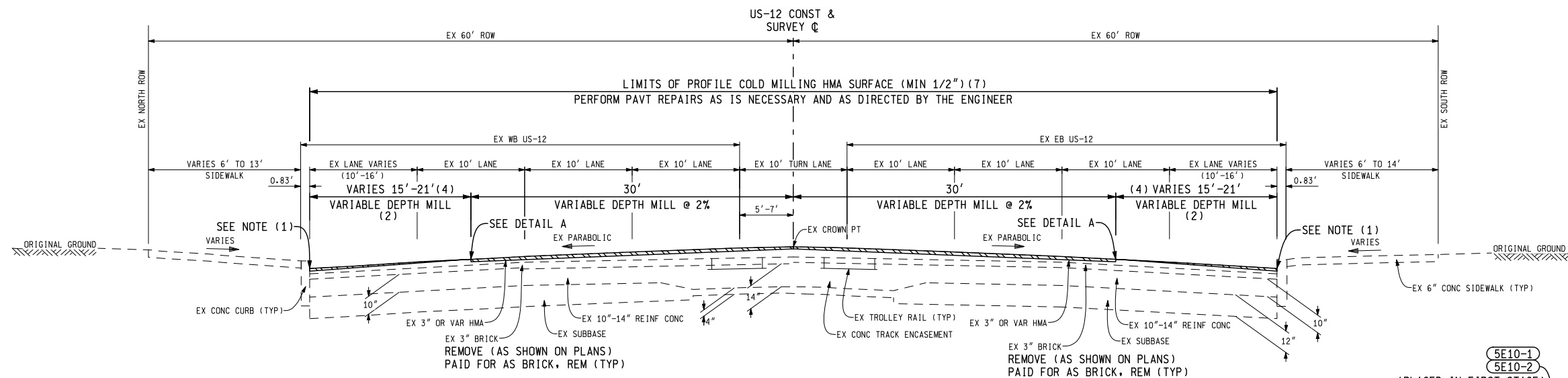
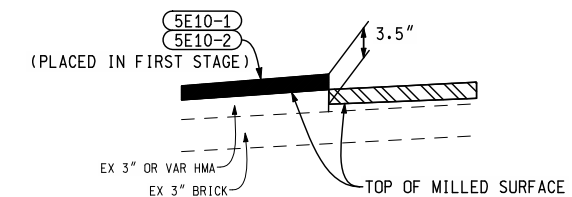


FINAL R.O.W.			
AUTH	DATE	NO.	REVISION



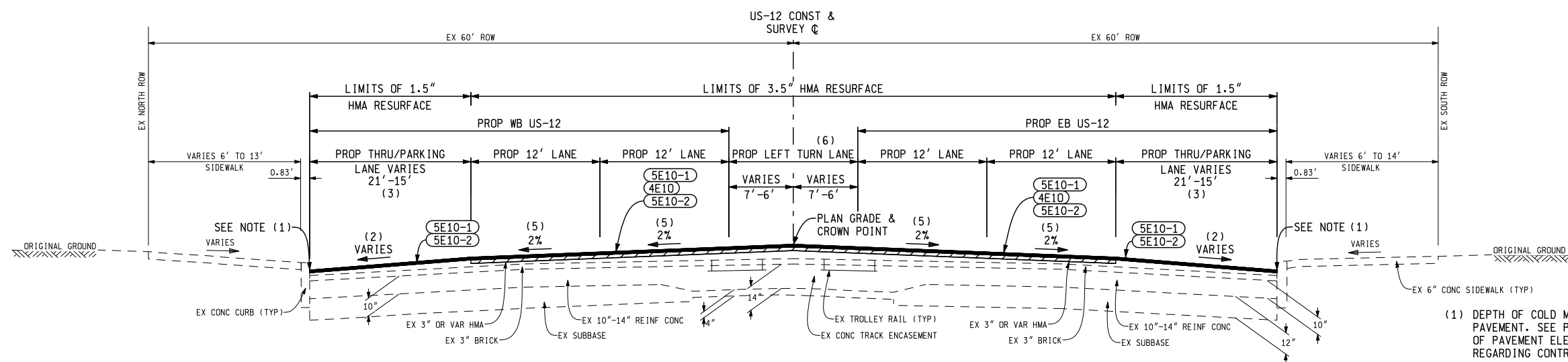
EXISTING TYPICAL SECTION US-12

TO APPLY US-12 CONST & SURVEY @:
 STA 62+97 TO STA 92+50
 GAP 92+50 TO 104+56



DETAIL A

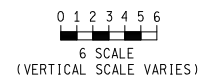
(DEPTH OF COLD MILLING FOR STAGE 2)



PROPOSED TYPICAL SECTION US-12

TO APPLY US-12 CONST & SURVEY @:
 STA 62+97 TO STA 92+50
 GAP 92+50 TO 104+56

- (1) DEPTH OF COLD MILLING BASED ON PROPOSED EDGE OF PAVEMENT. SEE PROFILE SHEETS FOR PROP EDGE OF PAVEMENT ELEVATIONS EVERY 25 FT. SEE NOTE SHEET REGARDING CONTRACTOR STAKING OF MILLING
- (2) SEE PROFILES FOR CROSS SLOPES.
- (3) PROP THRU/PARKING LANE VARIES FROM 21' AT STA 62+97 TO 15' AT STA 64+34.
- (4) OUTSIDE MILLING WIDTH VARIES FROM 22' AT STA 62+97 TO 15' AT STA 64+34.
- (5) SLOPE VARIES TO MATCH EX FROM STA 92+12 TO STA 92+37.
- (6) PROP LEFT TURN LANE VARIES FROM 14' AT 62+97 TO 12' AT 64+34.
- (7) WHEN PROPOSED ELEVATION AND SLOPE DOES NOT REQUIRE MILLING OF EXISTING PAVEMENT, 1/2" MILLING WILL BE REQUIRED.



US-12 TYPICAL SECTION				
DATE	CONT. SEC.	JOB NO.	DESIGN UNIT	SHEET NO.
12/23/09	82062	80907A	CHYNOWETH	R.O.W CONST. 8

FILE NAME: 80907-Typ1.dgn
 CHECKED BY:
 WORKED ON BY:
 DATE: