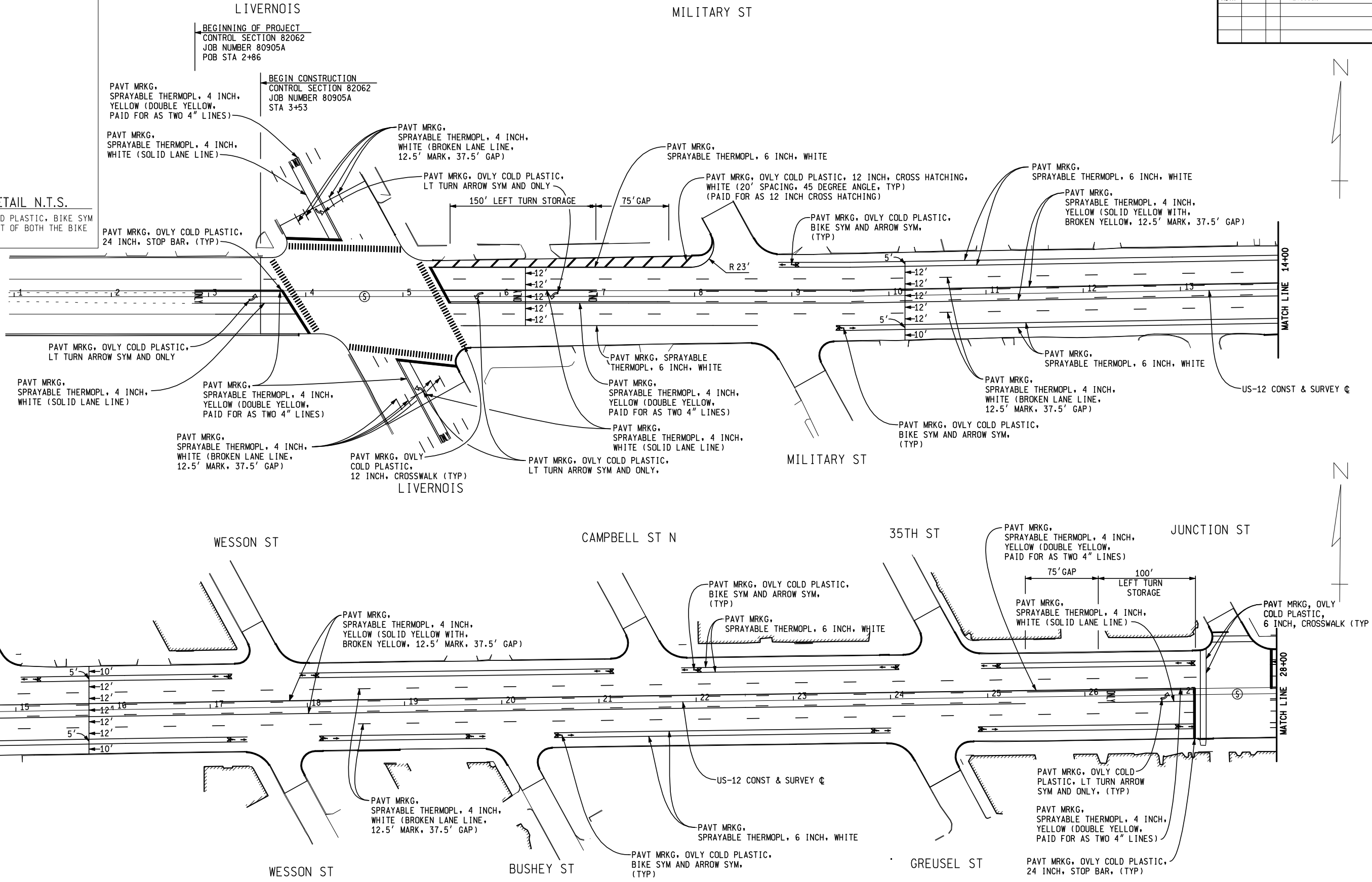
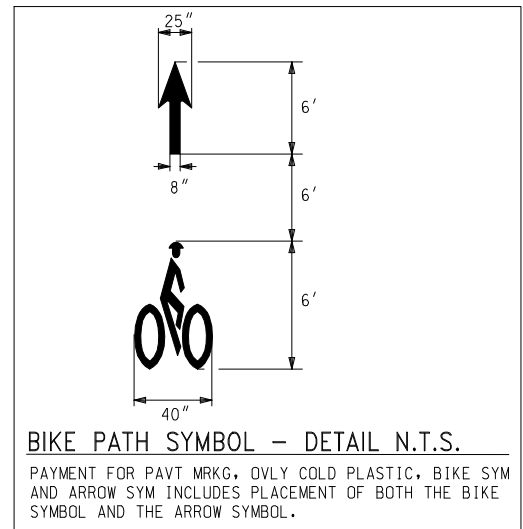
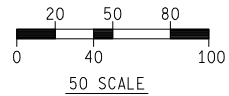


FINAL R.O.W.		
AUTH	DATE	NO. REVISION



PERMANENT PAVEMENT MARKING PLANS

STA 2+86 (POB) TO STA 28+00



	 Michigan Department of Transportation	DATE: 08/30/10 CONT. SEC.: 82062 JOB NO.: 80905A DESIGN UNIT: CHYNOWETH			
		SHEET NO.: 352		R.O.W CONST.	

US-12

US-12

US-12

US-12

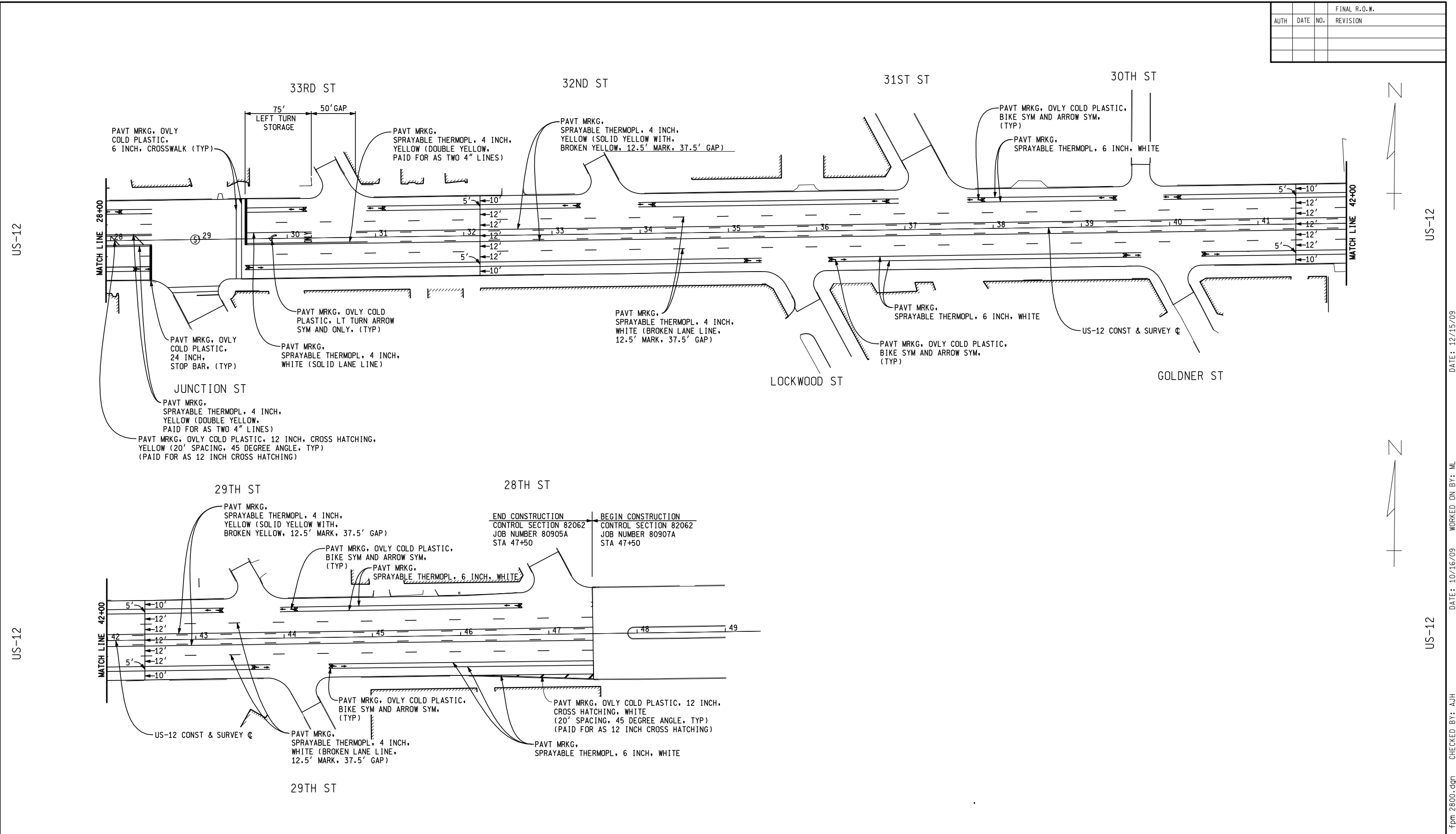
DATE: 12/15/09

WORKED ON BY: ML

CHECKED BY: AJH

FILE NAME: 80905 US12 fpm POB.dgn

FINAL R.O.W.		
AUTH	DATE	NO. REVISION



US-12

US-12

US-12

US-12

DATE: 12/15/09

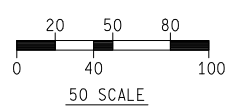
WORKED ON BY: ML

CHECKED BY: AJH

FILE NAME: 80905 US12 fpm 2800.dgn

PERMANENT PAVEMENT MARKING PLANS

STA 28+00 TO STA 47+50



	 Michigan Department of Transportation	DATE		CONT. SEC.	JOB NO.	DESIGN UNIT	SHEET NO.
		08/30/10	82062	80905A	CHYNOWETH	R.O.W CONST.	353

← END CONSTRUCTION
CONTROL SECTION 82062
JOB NUMBER 80905A
STA 47+50

BEGIN CONSTRUCTION →
CONTROL SECTION 82062
JOB NUMBER 80907A
STA 47+50

PAVT MRKG. SPRAYABLE THERMOPL.
4 INCH. YELLOW (DOUBLE YELLOW,
PAID FOR AS TWO 4" LINES, TYP)

PAVT MRKG. OVLY COLD PLASTIC, 12 INCH.
CROSS HATCHING, WHITE (20' SPACING,
45 DEGREE ANGLE, TYP)

PAVT MRKG. OVLY COLD PLASTIC,
6 INCH. CROSSWALK (TYP)

PAVT MRKG. OVLY COLD PLASTIC, 12 INCH.
CROSS HATCHING, WHITE (20' SPACING,
45 DEGREE ANGLE, TYP)

PAVT MRKG. SPRAYABLE
THERMOPL, 6 INCH. WHITE
(TYP)

PAVT MRKG. OVLY COLD PLASTIC, 12 INCH.
CROSS HATCHING, YELLOW (20' SPACING,
45 DEGREE ANGLE, TYP)

PAVT MRKG.
SPRAYABLE THERMOPL, 4 INCH.
WHITE (BROKEN LANE LINE,
12.5' MARK, 37.5' GAP)

CN/ GTW R.R.
(OVER US-12)

PAVT MRKG. SPRAYABLE
THERMOPL, 6 INCH. WHITE
(TYP)

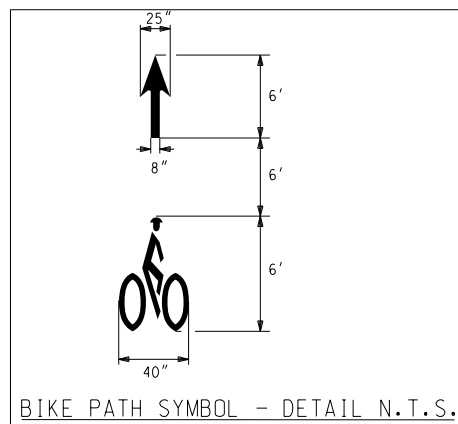
PAVT MRKG. OVLY COLD PLASTIC,
24 INCH. STOP BAR (TYP)

PAVT MRKG.
SPRAYABLE THERMOPL, 4 INCH.
YELLOW (BROKEN LANE LINE,
12.5' MARK, 37.5' GAP)

SCOTTEN ST
(OVER US-12)

PAVT MRKG. OVLY COLD PLASTIC, 12 INCH.
CROSS HATCHING, WHITE (20' SPACING,
45 DEGREE ANGLE, TYP)

PAVT MRKG. SPRAYABLE
THERMOPL, 6 INCH. WHITE
(TYP)



US-12

US-12

CONRAIL R.R.
(OVER US-12)

PAVT MRKG. SPRAYABLE THERMOPL,
4 INCH. YELLOW (DOUBLE YELLOW,
PAID FOR AS TWO 4" LINES, TYP)

PAVT MRKG.
SPRAYABLE THERMOPL, 4 INCH.
WHITE (BROKEN LANE LINE,
12.5' MARK, 37.5' GAP)

HUBBARD ST

PAVT MRKG.
SPRAYABLE THERMOPL, 4 INCH.
YELLOW (SOLID YELLOW AND
BROKEN YELLOW, 12.5' MARK, 37.5' GAP)

VINEWOOD ST

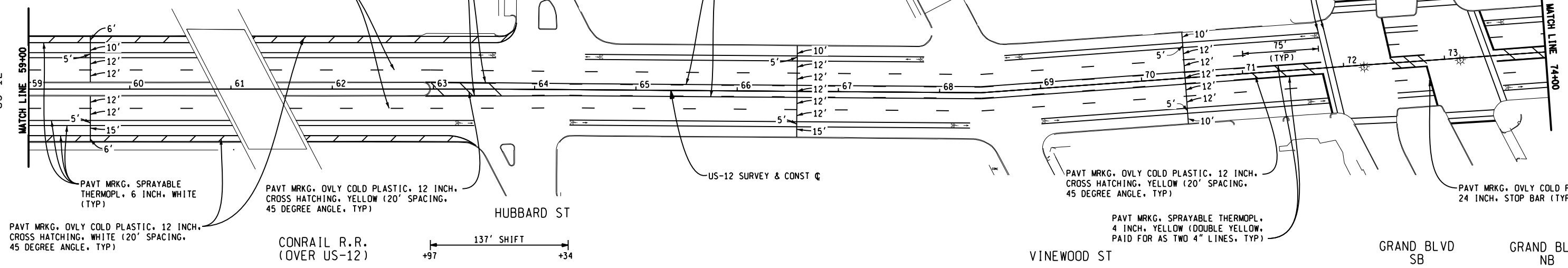
PAVT MRKG. OVLY
COLD PLASTIC,
6 INCH. CROSSWALK (TYP)

GRAND BLVD
SB

GRAND BLVD
NB

US-12

US-12



PAVT MRKG. SPRAYABLE
THERMOPL, 6 INCH. WHITE
(TYP)

PAVT MRKG. OVLY COLD PLASTIC, 12 INCH.
CROSS HATCHING, YELLOW (20' SPACING,
45 DEGREE ANGLE, TYP)

CONRAIL R.R.
(OVER US-12)

137' SHIFT
+97 +34

HUBBARD ST

US-12 SURVEY & CONST C

PAVT MRKG. OVLY COLD PLASTIC, 12 INCH.
CROSS HATCHING, YELLOW (20' SPACING,
45 DEGREE ANGLE, TYP)

VINEWOOD ST

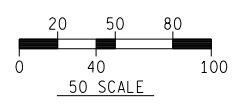
PAVT MRKG. SPRAYABLE THERMOPL,
4 INCH. YELLOW (DOUBLE YELLOW,
PAID FOR AS TWO 4" LINES, TYP)

GRAND BLVD
SB

GRAND BLVD
NB

PAVT MRKG. OVLY COLD PLASTIC,
24 INCH. STOP BAR (TYP)

PERMANENT PAVEMENT MARKING SHEET



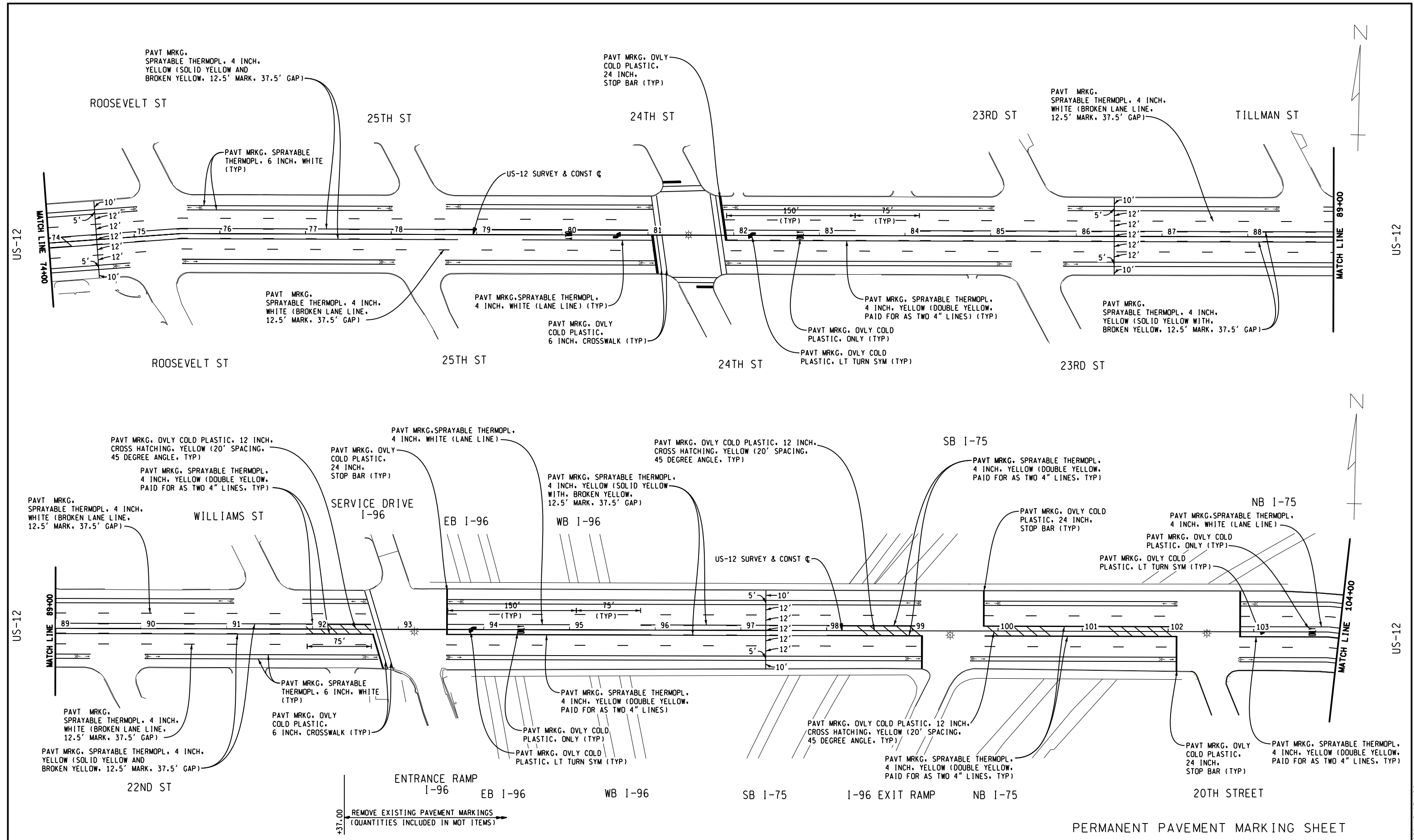
NCI NORTHWEST CONSULTANTS, INC.
CIVIL - STRUCTURAL - TRANSPORTATION
44978 FORD ROAD, SUITE A, CANTON, MICHIGAN 48187
TEL. (734) 454-7566, FAX (734) 454-7536

OHM
Engineering Advisors

MDOT
Michigan Department of Transportation

US-12 STA 47+50 TO STA 74+00				
DATE	CONT. SEC.	JOB NO.	DESIGN UNIT	SHEET NO.
08/30/10	82062	80907A	CHYNOWETH	R.O.W CONST. 354

FILE NAME: 105809_MRK044.DGN
 CHECKED BY:
 WORKED ON BY:
 DATE:

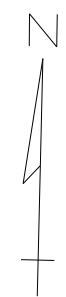


US-12

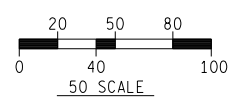
US-12

US-12

US-12



← REMOVE EXISTING PAVEMENT MARKINGS
(QUANTITIES INCLUDED IN MOT ITEMS)



PERMANENT PAVEMENT MARKING SHEET

NCI NORTHWEST CONSULTANTS, INC.
 CIVIL - STRUCTURAL - TRANSPORTATION
 44978 FORD ROAD, SUITE A, CANTON, MICHIGAN 48187
 TEL. (734) 454-7566, FAX (734) 454-7536

OHM
 Engineering Advisors

MDOT
 Michigan Department of Transportation

US-12 STA 74+00 TO STA 104+00				
DATE	CONT. SEC.	JOB NO.	DESIGN UNIT	SHEET NO.
08/30/10	82062	80907A	CHYNOWETH	R.O.W CONST. 355

WORKED ON BY: _____ DATE: _____
 CHECKED BY: _____
 FILE NAME: 105859_MRK74.DGN

FINAL R.O.W.			
AUTH	DATE	NO.	REVISION

US-12

US-12

US-12

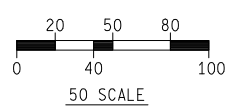
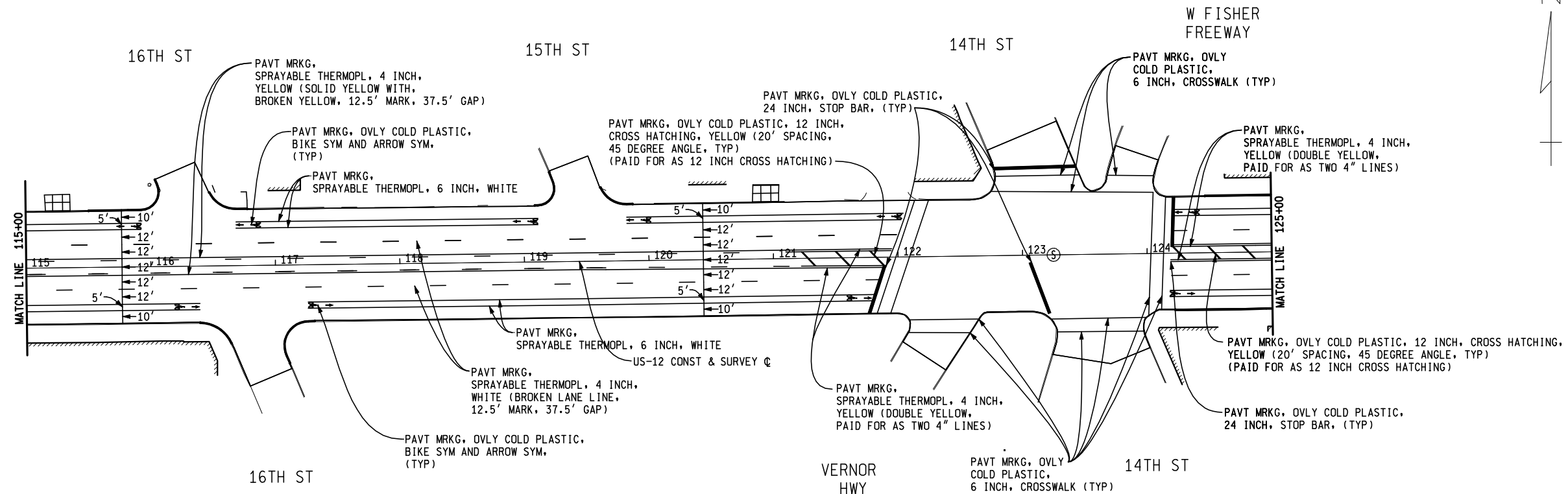
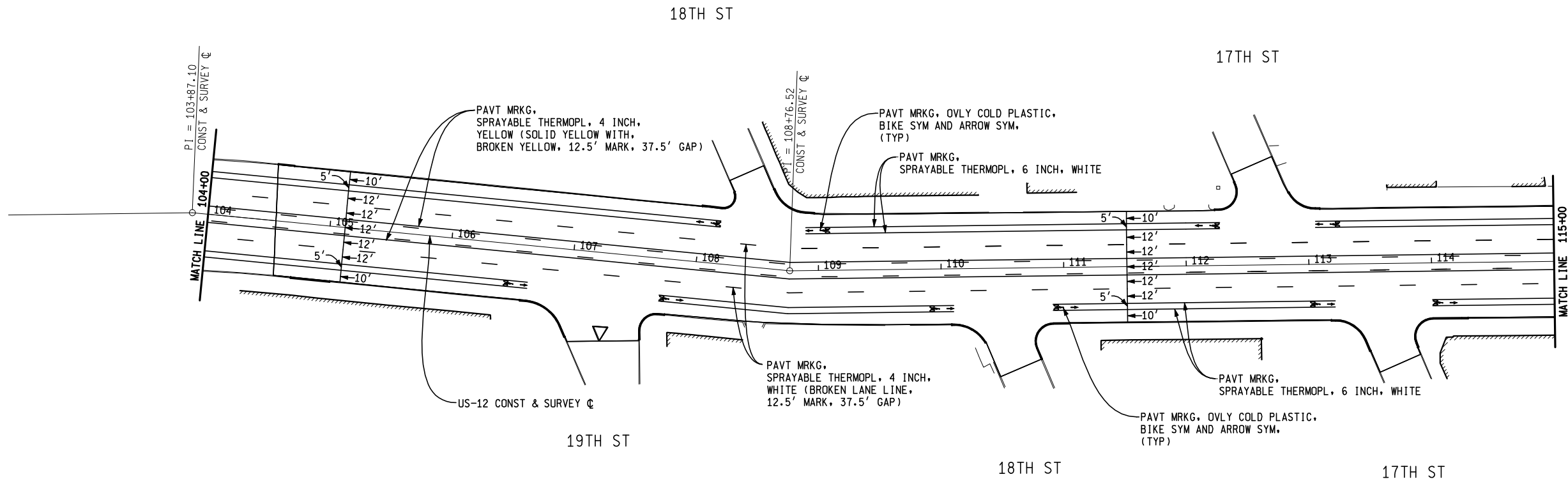
US-12

DATE: 12/15/09

WORKED ON BY: ML

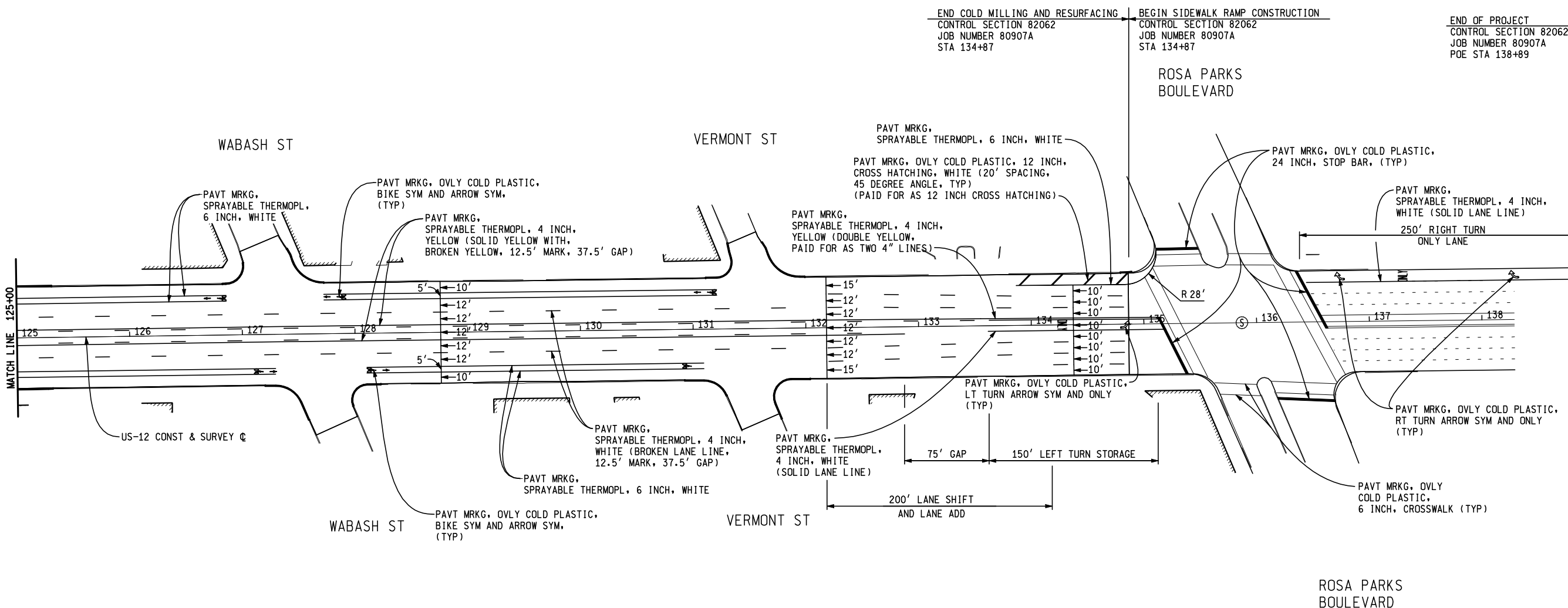
CHECKED BY: AJH

FILE NAME: 80907 US12 seg 3-1.dgn



DLZ	MDOT Michigan Department of Transportation	PERMANENT PAVEMENT MARKING PLANS			
		STA 104+00 TO STA 125+00			
DATE	CONT. SEC.	JOB NO.	DESIGN UNIT	SHEET NO.	
08/30/10	82062	80907A	CHYNOWETH	R.O.W CONST. 356	

AUTH			DATE			NO.			FINAL R.O.W.		
AUTH			DATE			NO.			REVISION		



US-12

US-12

DATE: 12/15/09

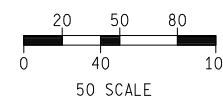
WORKED ON BY: ML

CHECKED BY: AJH

FILE NAME: 80907 US12 seg 3-2.dgn

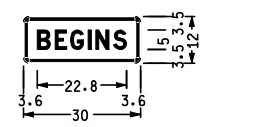
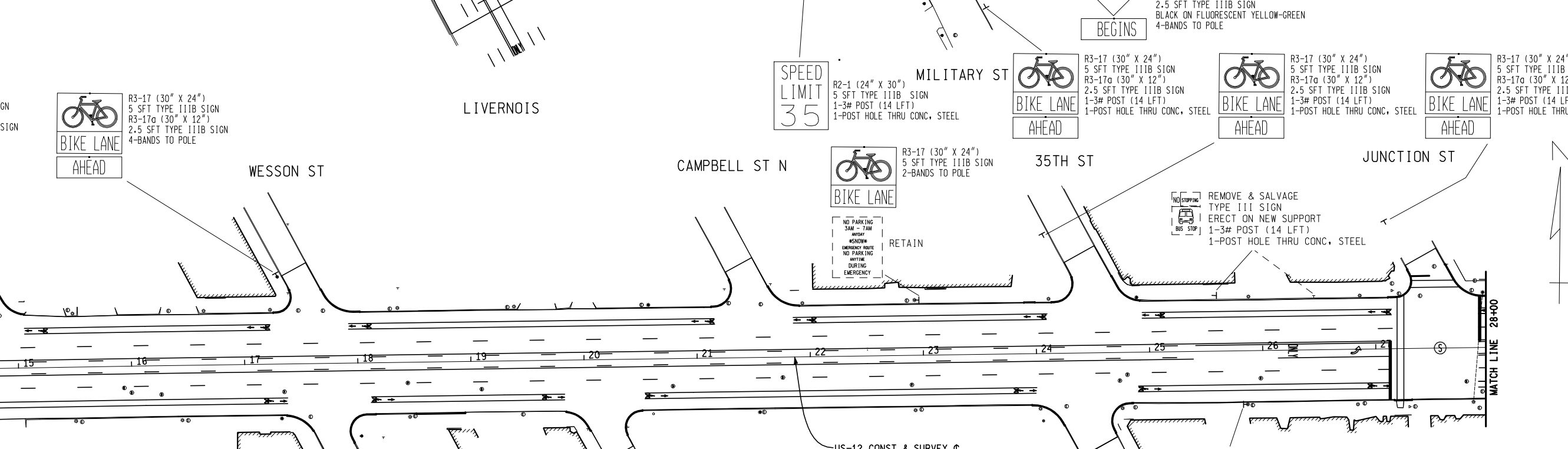
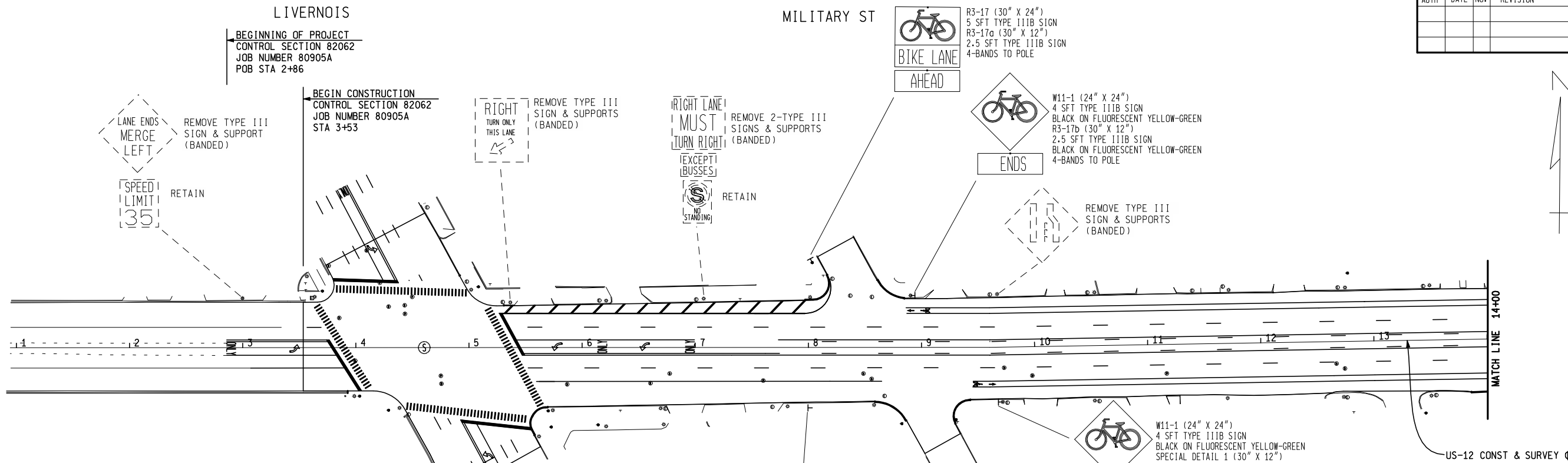
PERMANENT PAVEMENT MARKING PLANS

STA 125+00 TO STA 138+89 POE



DATE	CONT. SEC.	JOB NO.	DESIGN UNIT	SHEET NO.
08/30/10	82062	80907A	CHYNOWETH	R.O.W CONST. 357

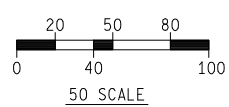
FINAL R.O.W.		
AUTH	DATE	NO. REVISION



Special Detail 1:
 0.6" Inner border Black, 1.5" Radius, 0.4" Outer border,
 Fluorescent yellow-green on Fluorescent yellow-green;
 [BEGINS] Black D;

SPECIAL DETAIL 1

NOTE:
 RETAIN ALL EX SIGNS THAT ARE NOT SHOWN EXCEPT NOTED.
 ALL PROPOSED SIGN LOCATIONS ARE AT THE DISCRETION OF THE ENGINEER.



SIGN QUANTITIES THIS SHEET (JN 80905A)

28	Ea	Band, Sign
98	Ft	Post, Steel, 3 lb
96	Sft	Sign, Type III B
1	Ea	Sign, Type III, Erect, Salv
6	Ea	Sign, Type III, Rem
5	Ea	Post Hole Through Conc for Steel Post

PERMANENT SIGNING SHEET

STA 2+86 (POB) TO STA 28+00

DATE	CONT. SEC.	JOB NO.	DESIGN UNIT	SHEET NO.
08/30/10	82062	80905A	CHYNOWETH	R.O.W CONST. 352

US-12

US-12

US-12

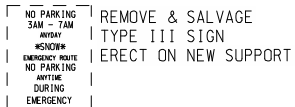
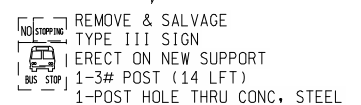

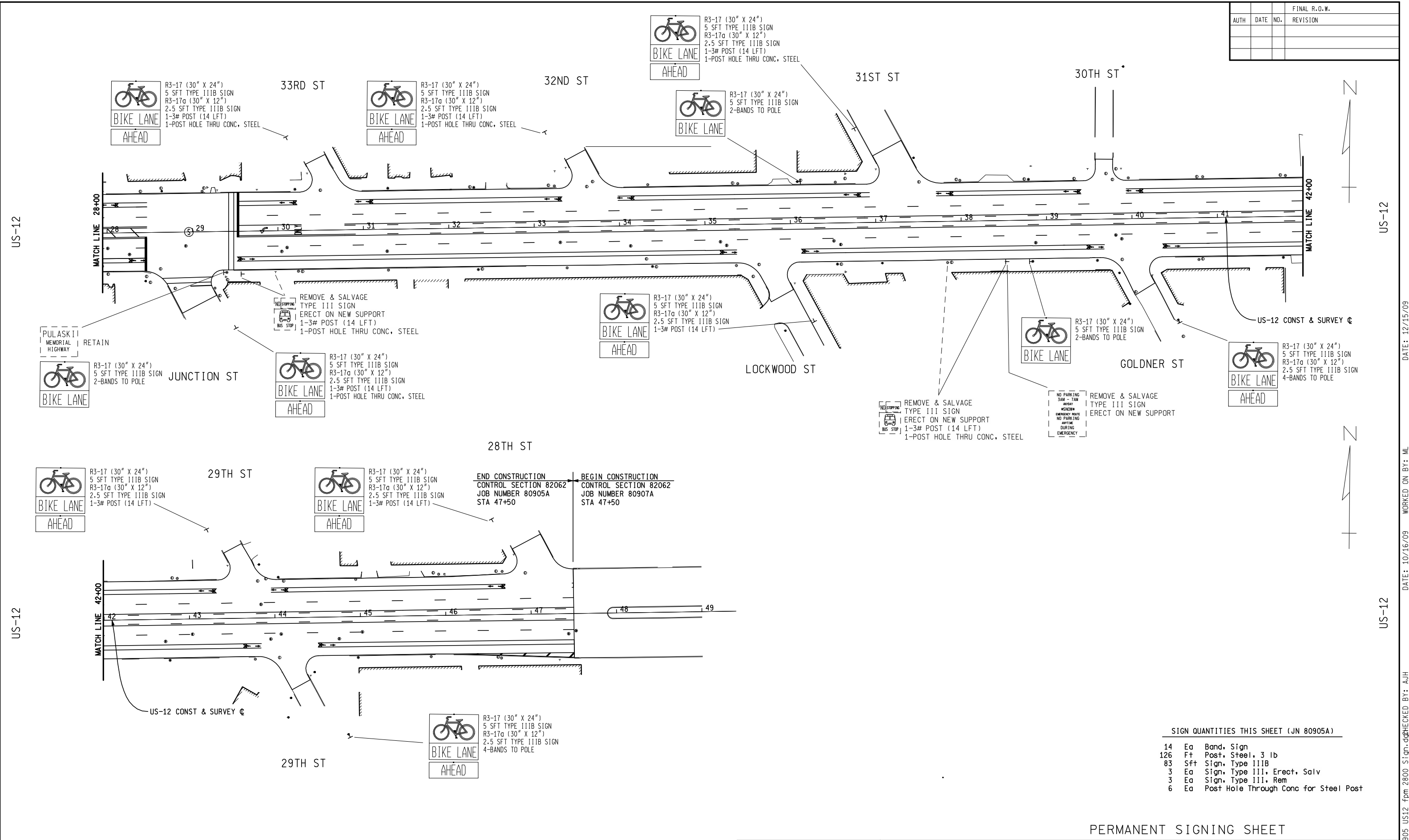
US-12

DATE: 12/15/09

WORKED ON BY: ML

FILE NAME: 80905 US12 fpm POB Sign.dgn; dgrchecked BY: AJH

FINAL R.O.W.			
AUTH	DATE	NO.	REVISION



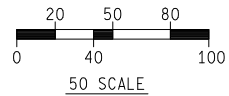
END CONSTRUCTION
CONTROL SECTION 82062
JOB NUMBER 80905A
STA 47+50

BEGIN CONSTRUCTION
CONTROL SECTION 82062
JOB NUMBER 80907A
STA 47+50

SIGN QUANTITIES THIS SHEET (JN 80905A)

14	Ea	Band, Sign
126	Ft	Post, Steel, 3 lb
83	Sft	Sign, Type 111B
3	Ea	Sign, Type 111, Erect, Salv
3	Ea	Sign, Type 111, Rem
6	Ea	Post Hole Through Conc for Steel Post

NOTE:
RETAIN ALL EX SIGNS THAT ARE NOT SHOWN EXCEPT NOTED.
ALL PROPOSED SIGN LOCATIONS ARE AT THE DISCRETION OF THE ENGINEER.



	 Michigan Department of Transportation	PERMANENT SIGNING SHEET			
		STA 28+00 TO STA 47+50			
DATE	CONT. SEC.	JOB NO.	DESIGN UNIT	SHEET NO.	
08/30/10	82062	80905A	CHYNOWETH	R.O.W CONST. 353	

US-12

US-12

US-12

US-12

DATE: 12/15/09

WORKED ON BY: ML

FILE NAME: 80905 US12 fpm 2800 Sign.dgn CHECKED BY: AJH

END CONSTRUCTION
CONTROL SECTION 82062
JOB NUMBER 80905A
STA 47+50

BEGIN CONSTRUCTION
CONTROL SECTION 82062
JOB NUMBER 80907A
STA 47+50

XXFT XXIN W12-3 (96"x24")
16 SFT TYPE IIB SIGN
1-TYPE B BRIDGE CONNECTION (28°)

REMOVE TYPE II SIGN
AND CONNECTIONS
13'-9" IN

RETAIN EX YELLOW FLASHER
REMOVE TYPE III
SIGN & CONNECTIONS
13'-9" IN

R3-17 (30" X 24")
5 SFT TYPE IIB SIGN
2-BANDS TO POLE
BIKE LANE

CN/ GTW R.R.
(OVER US-12)

R3-17 (30" X 24")
4 SFT TYPE IIB SIGN
R3-17a (30" X 12")
2.5 SFT TYPE IIB SIGN
1-3# POST (14 LFT)
1-POST HOLE THRU CONC. STEEL

CLARK ST

SCOTTEN ST
(OVER US-12)

NOTES:
RETAIN ALL EX SIGNS THAT ARE NOT SHOWN EXCEPT NOTED.
ALL PROPOSED SIGN LOCATIONS ARE AT THE DISCRETION OF THE ENGINEER.

SIGNING QUANTITIES THIS SHEET (JN 80907A)

4	Ea	Sign, Type II, Rem
2	Ea	Sign, Type III, Rem
4	Ea	Bridge Sign Connection, Type B, Rem
64	Sft	Sign, Type IIB
4	Ea	Bridge Sign Connection, Steel, Type B
10	Ea	Band, Sign
7	Ea	Post Hole Through Conc for Steel Post
98	Ft	Post, Steel, 3 lb
84	Sft	Sign, Type IIIB

XXFT XXIN W12-3 (96"x24")
16 SFT TYPE IIB SIGN
1-TYPE B BRIDGE CONNECTION (28°)

13'-7" IN REMOVE TYPE II SIGN
AND CONNECTIONS

CN/ GTW R.R.
(OVER US-12)

CLARK ST

R3-17 (30" X 24")
4 SFT TYPE IIB SIGN
R3-17a (30" X 12")
2.5 SFT TYPE IIB SIGN
1-3# POST (14 LFT)
1-POST HOLE THRU CONC. STEEL

R3-17 (30" X 24")
5 SFT TYPE IIB SIGN
2-BANDS TO POLE
BIKE LANE

SCOTTEN ST
(OVER US-12)

XXFT XXIN W12-3 (96"x24")
16 SFT TYPE IIB SIGN
1-TYPE B BRIDGE CONNECTION (28°)

13'-10" IN REMOVE TYPE II SIGN
AND CONNECTIONS

CONRAIL R.R.
(OVER US-12)

R3-17 (30" X 24")
4 SFT TYPE IIB SIGN
R3-17a (30" X 12")
2.5 SFT TYPE IIB SIGN
1-3# POST (14 LFT)
1-POST HOLE THRU CONC. STEEL

BIKE LANE
AHEAD

HUBBARD ST

R3-17 (30" X 24")
4 SFT TYPE IIB SIGN
R3-17a (30" X 12")
2.5 SFT TYPE IIB SIGN
1-3# POST (14 LFT)
1-POST HOLE THRU CONC. STEEL

BIKE LANE
AHEAD

VINEWOOD ST

R3-17 (30" X 24")
5 SFT TYPE IIB SIGN
2-BANDS TO POLE
BIKE LANE

R3-17 (30" X 24")
4 SFT TYPE IIB SIGN
R3-17a (30" X 12")
2.5 SFT TYPE IIB SIGN
1-3# POST (14 LFT)
1-POST HOLE THRU CONC. STEEL

BIKE LANE
AHEAD

GRAND BLVD
SB

GRAND BLVD
NB

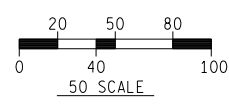
R3-17 (30" X 24")
5 SFT TYPE IIB SIGN
2-BANDS TO POLE
BIKE LANE

US-12

US-12

US-12

US-12



XXFT XXIN W12-3 (96"x24")
16 SFT TYPE IIB SIGN
1-TYPE B BRIDGE CONNECTION (28°)

13'-10" IN REMOVE TYPE II SIGN
AND CONNECTIONS

CONRAIL R.R.
(OVER US-12)

R3-17 (30" X 24")
4 SFT TYPE IIB SIGN
R3-17a (30" X 12")
2.5 SFT TYPE IIB SIGN
1-3# POST (14 LFT)
1-POST HOLE THRU CONC. STEEL

BIKE LANE
AHEAD

HUBBARD ST

R3-17 (30" X 24")
4 SFT TYPE IIB SIGN
R3-17a (30" X 12")
2.5 SFT TYPE IIB SIGN
4-BANDS TO POLE

BIKE LANE
AHEAD

VINEWOOD ST


R3-17 (30" X 24")
4 SFT TYPE IIB SIGN
R3-17a (30" X 12")
2.5 SFT TYPE IIB SIGN
1-3# POST (14 LFT)
1-POST HOLE THRU CONC. STEEL

BIKE LANE
AHEAD

GRAND BLVD
SB

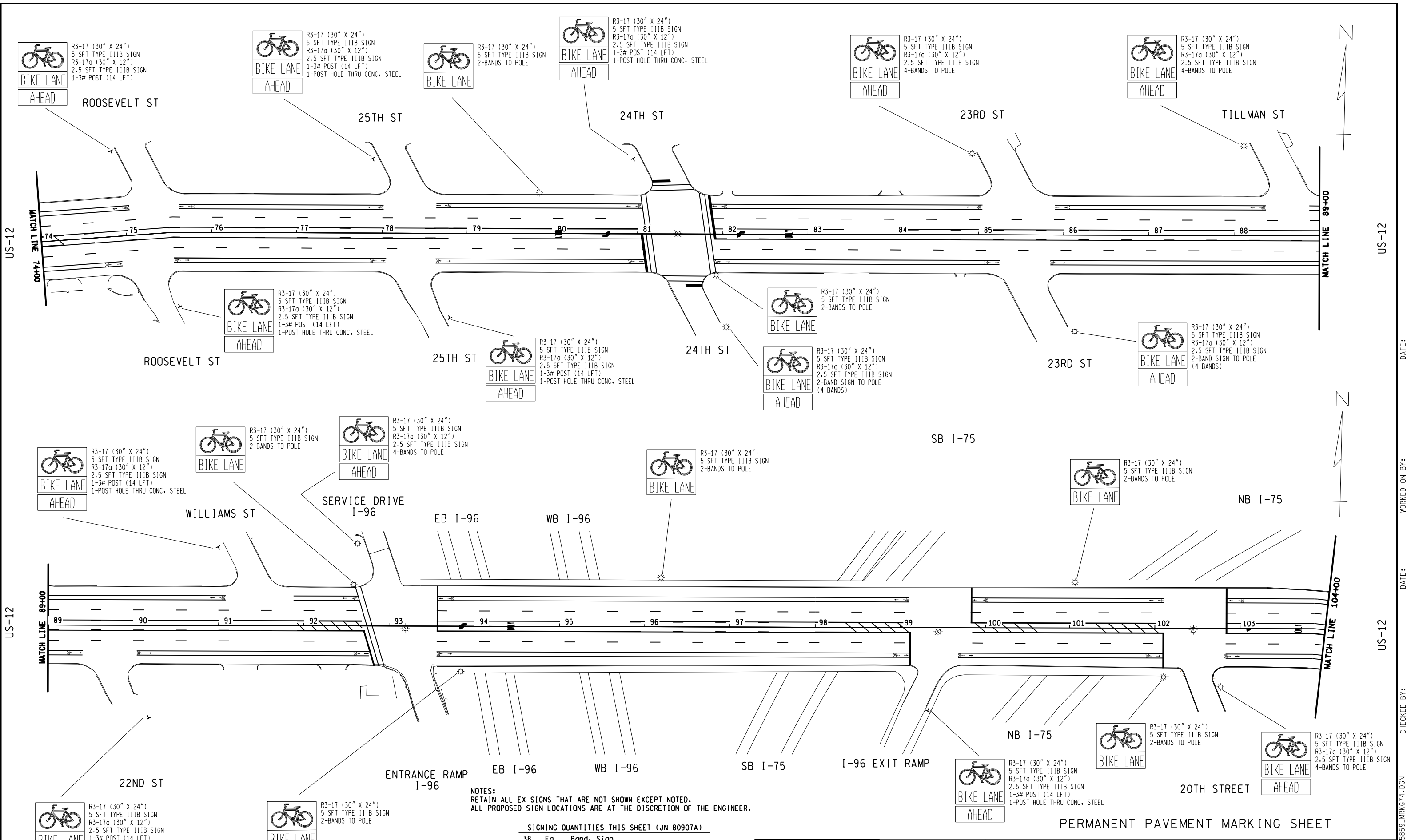
GRAND BLVD
NB

PERMANENT SIGNING SHEET



US-12 STA 47+50 TO STA 74+00				
DATE	CONT. SEC.	JOB NO.	DESIGN UNIT	SHEET NO.
08/30/10	82062	80907A	CHYNOWETH	R.O.W CONST. 354

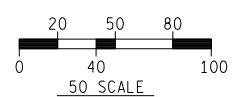
CHECKED BY: FILE NAME: 105809_MRK644.DGN
 WORKED ON BY: DATE:
 DATE:



NOTES:
 RETAIN ALL EX SIGNS THAT ARE NOT SHOWN EXCEPT NOTED.
 ALL PROPOSED SIGN LOCATIONS ARE AT THE DISCRETION OF THE ENGINEER.

SIGNING QUANTITIES THIS SHEET (JN 80907A)

38	Ea	Band, Sign
7	Ea	Post Hole Through Conc for Steel Post
112	Ft	Post, Steel, 3 lb
140	Sft	Sign, Type IIIB



PERMANENT PAVEMENT MARKING SHEET

US-12 STA 74+00 TO STA 104+00

DATE	CONT. SEC.	JOB NO.	DESIGN UNIT	SHEET NO.
08/30/10	82062	80907A	CHYNOWETH	R.O.W CONST. 355



US-12

US-12

US-12

US-12

DATE:

WORKED ON BY:

DATE:

CHECKED BY:

FILE NAME: 105859_MRKGT4.DGN

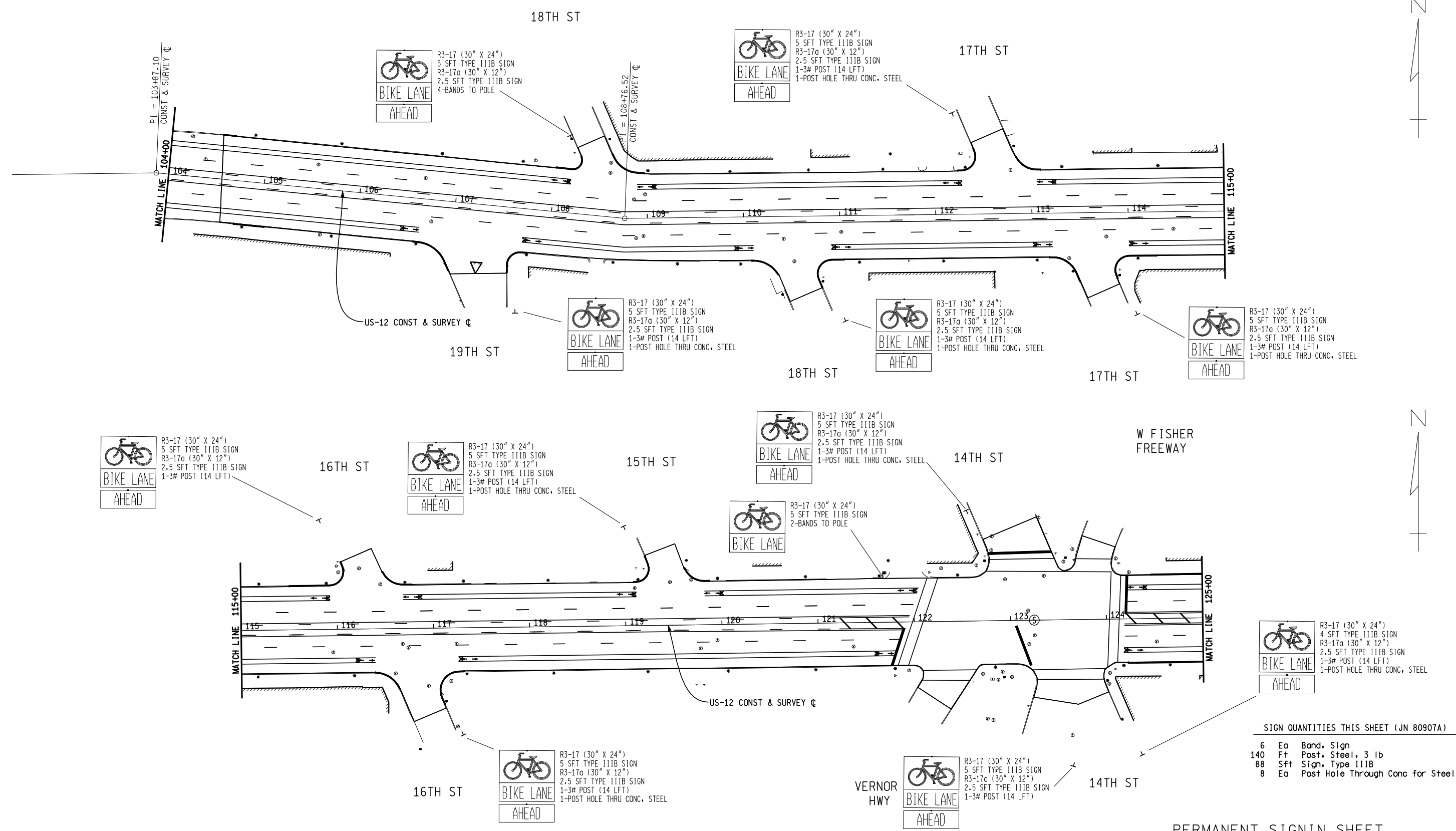
FINAL R.O.W.		
AUTH	DATE	NO.

US-12

US-12

US-12

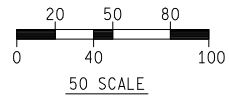
US-12



SIGN QUANTITIES THIS SHEET (JN 80907A)

6	Ea	Band, Sign
140	Ft	Post, Steel, 3 lb
88	Sft	Sign, Type 111B
8	Ea	Post Hole Through Conc for Steel Post

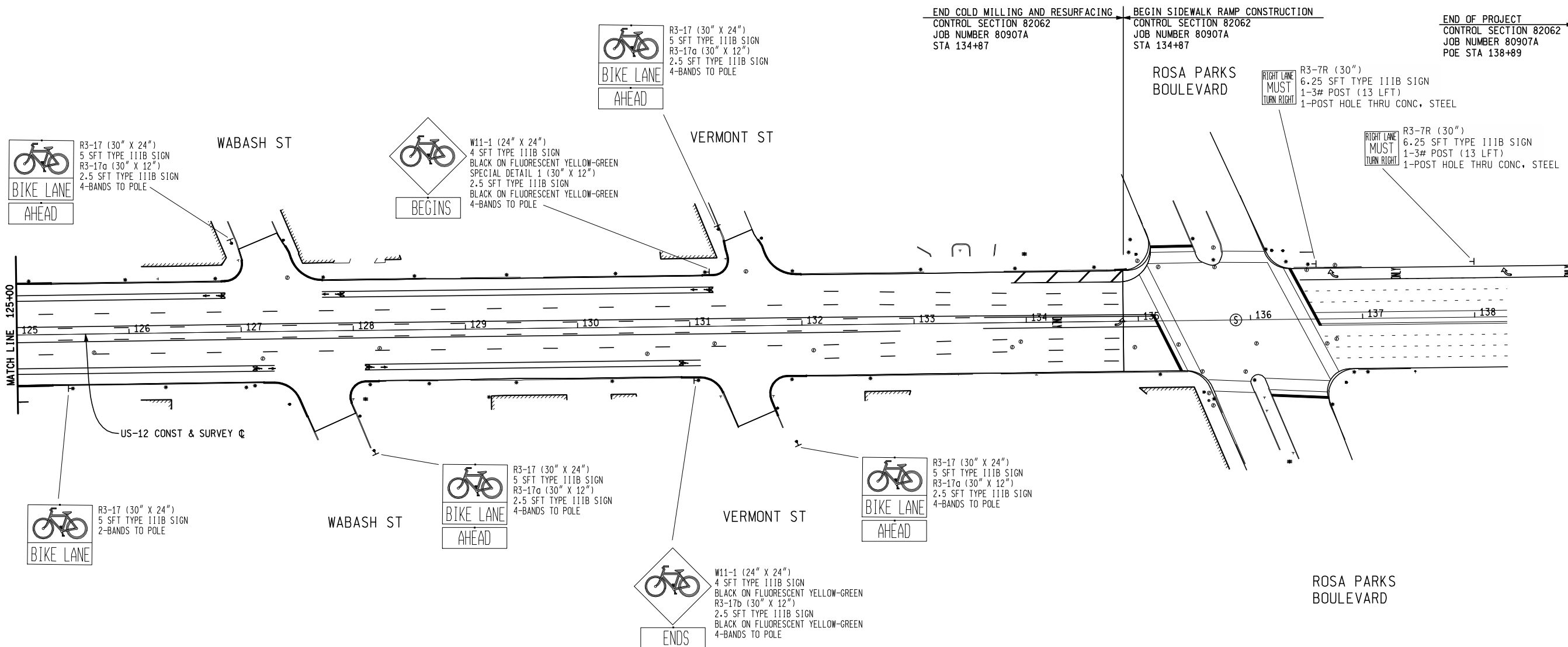
NOTE:
RETAIN ALL EX SIGNS THAT ARE NOT SHOWN EXCEPT NOTED.
ALL PROPOSED SIGN LOCATIONS ARE AT THE DISCRETION OF THE ENGINEER.



		PERMANENT SIGNIN SHEET			
		STA 104+00 TO STA 125+00			
DATE	CONT. SEC.	JOB NO.	DESIGN UNIT	SHEET NO.	
08/30/10	82062	80907A	CHYNOWETH	R.O.W CONST. 356	

FILE NAME: 80907 US12 seg 3-1 Sign.dgn; CHECKED BY: AJH; WORKED ON BY: ML; DATE: 10/16/09; DATE: 12/15/09

FINAL R.O.W.			
AUTH	DATE	NO.	REVISION



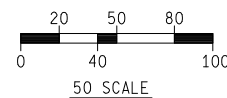
SIGN QUANTITIES THIS SHEET (JN 80907A)

26	Ea	Band, Sign
26	Ft	Post, Steel, 3 lb
61	Sft	Sign, Type IIIB
2	Ea	Post Hole Through Conc for Steel Post

PERMANENT SIGNING SHEET

STA 125+00 TO STA 138+89 POE

NOTE:
RETAIN ALL EX SIGNS THAT ARE NOT SHOWN EXCEPT NOTED.
ALL PROPOSED SIGN LOCATIONS ARE AT THE DISCRETION OF THE ENGINEER.



DATE	CONT. SEC.	JOB NO.	DESIGN UNIT	SHEET NO.
08/30/10	82062	80907A	CHYNOWETH	R.O.W CONST. 357

FILE NAME: 80907 US12 seg 3-2 Sign.dgn CHECKED BY: AJH DATE: 10/16/09 WORKED ON BY: ML DATE: 12/15/09